



**TIE THE
KNOT, SNAP
THE LOT.**

Snappetti



Guest Guide

HIT US WITH YOUR BEST SHOT...

Support your favourite couple on their wedding day! Here's a handy guide to find out more about the amazing app being used on the wedding day!



CONTENTS



4. GETTING STARTED



5. ON THE DAY

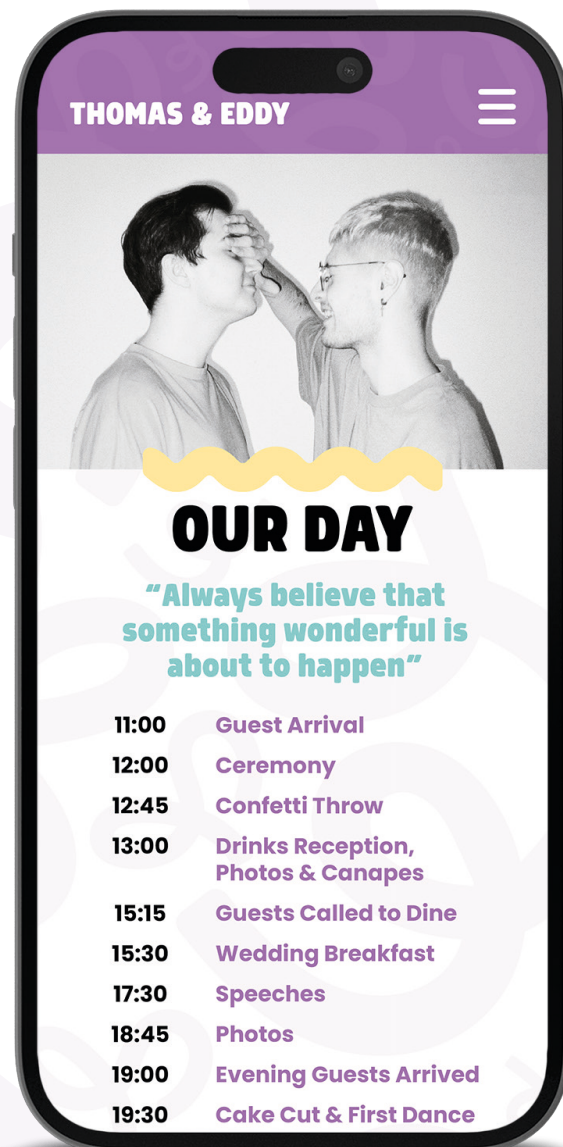


6. AFTER THE DAY



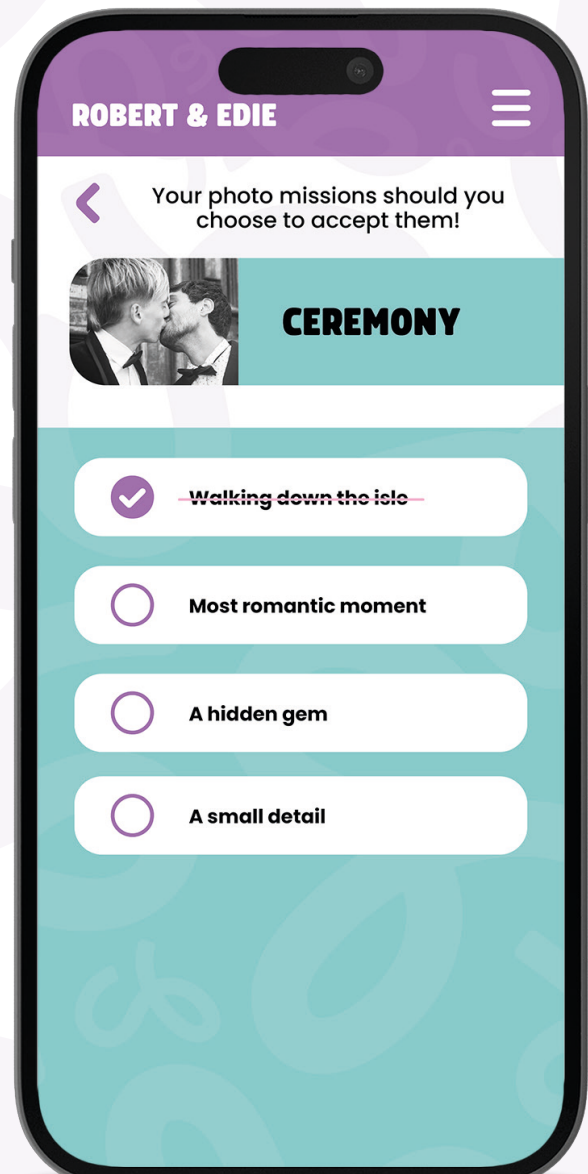
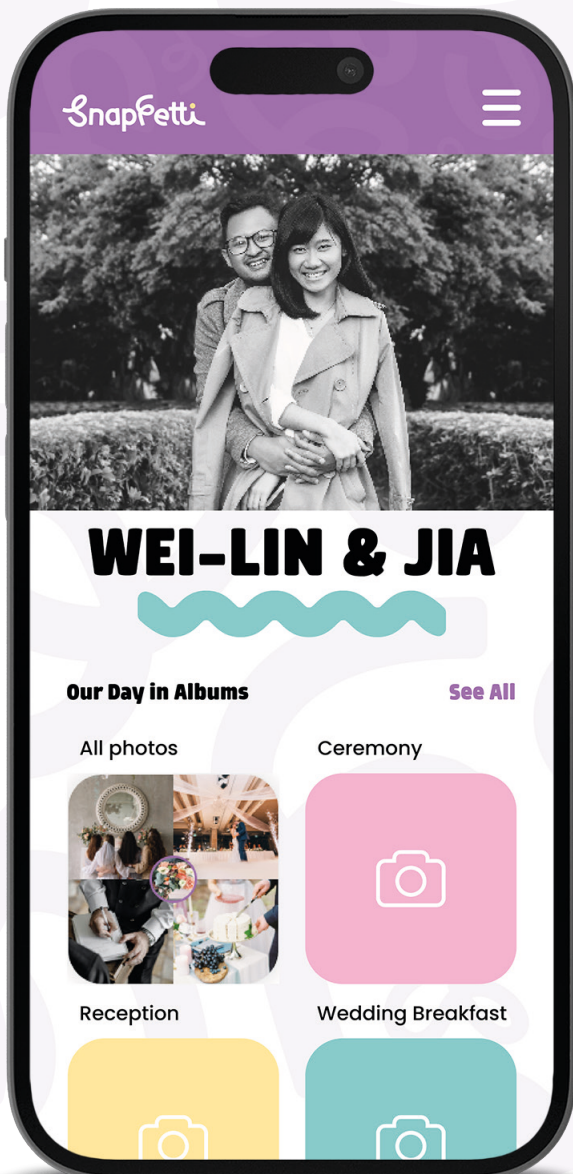
GETTING STARTED

- Scan their QR code from their invitation, email or wedding website to download the app & access their wedding area
- Check out their wedding bio page & order of the day to see what's happening!



ON THE DAY

- Receive a wedding day newspaper the morning of the wedding for the full run down of the day
- Upload your photos to the designated albums
- Have some fun completing the photo challenges set for you by the bride & groom
- Sign the digital guest book



AFTER THE DAY

- Keep an eye on that app! The day after the event those photo albums will unlock and you can relive all those groovy dance moves, cheesy smiles and more!
- Venue had no signal? No problem! You can upload your photos into the app at any time after the wedding and the bride & groom will get a notification!
- Keep that app installed on your phone & once the official photographer photos land you'll get a notification to see their gallery in all its glory!





AND THEY LIVED

**SNAPPY
EVER
AFTER!**

Snapfetti

www.snapfetti.com

